



MY POD-CAST STORY

By Cleide Oliveira





Today's Important Agenda

01

Developing Oral Skills

02

Storytelling

03

Tools

04

Meanful Learning

05

Brainstorming




Cultura Digital

Compreender, utilizar e criar tecnologias digitais de informação e comunicação de forma crítica, **significativa**, reflexiva e ética nas diversas práticas sociais (incluindo as escolares) para se comunicar, acessar e disseminar informações, **produzir conhecimentos**, resolver problemas e **exercer protagonismo** e autoria na vida pessoal e coletiva.

BNCC (2017, p. 9)






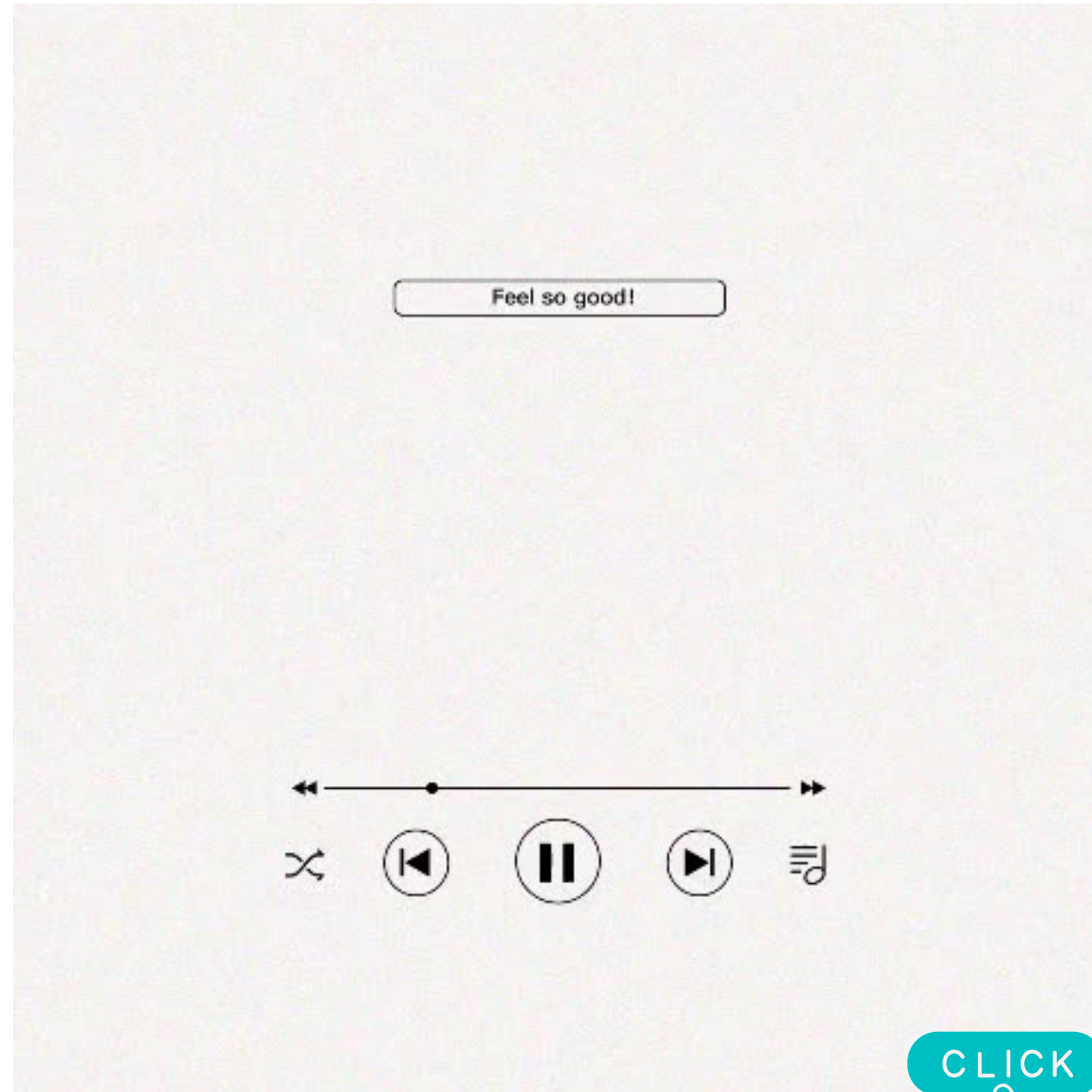


Aprendizagem significativa

A aprendizagem significativa ocorre quando uma nova ideia se relaciona aos conhecimentos prévios, em uma situação relevante para o estudante, proposta pelo professor. Nesse processo, o estudante amplia e atualiza a informação anterior, atribuindo novos significados a seus conhecimentos.

AUSEBEL (2003)



Getting started!



A. Little Red Riding Hood

B. Three Little Pigs

C. The Three Musketeers




D. Snow White



Listen to the audio story and guess which classical story it is...



Getting started!



A. Little Red Riding Hood

B. Three Little Pigs


C. The Three Musketeers

D. Snow White



Listen to the audio story and guess which classical story it is...





How did you know?

What elements has helped you figure it out?

[Back to Agenda Page](#)



Keywords?

Sounds?

Intonation?

Narrative?

[Back to Agenda Page](#)

Stories are Great to...

Enhance listening skills.

Kindle creativity and imagination

Increase focus and concentration

Teach New Vocabulary

[Back to Agenda Page](#)

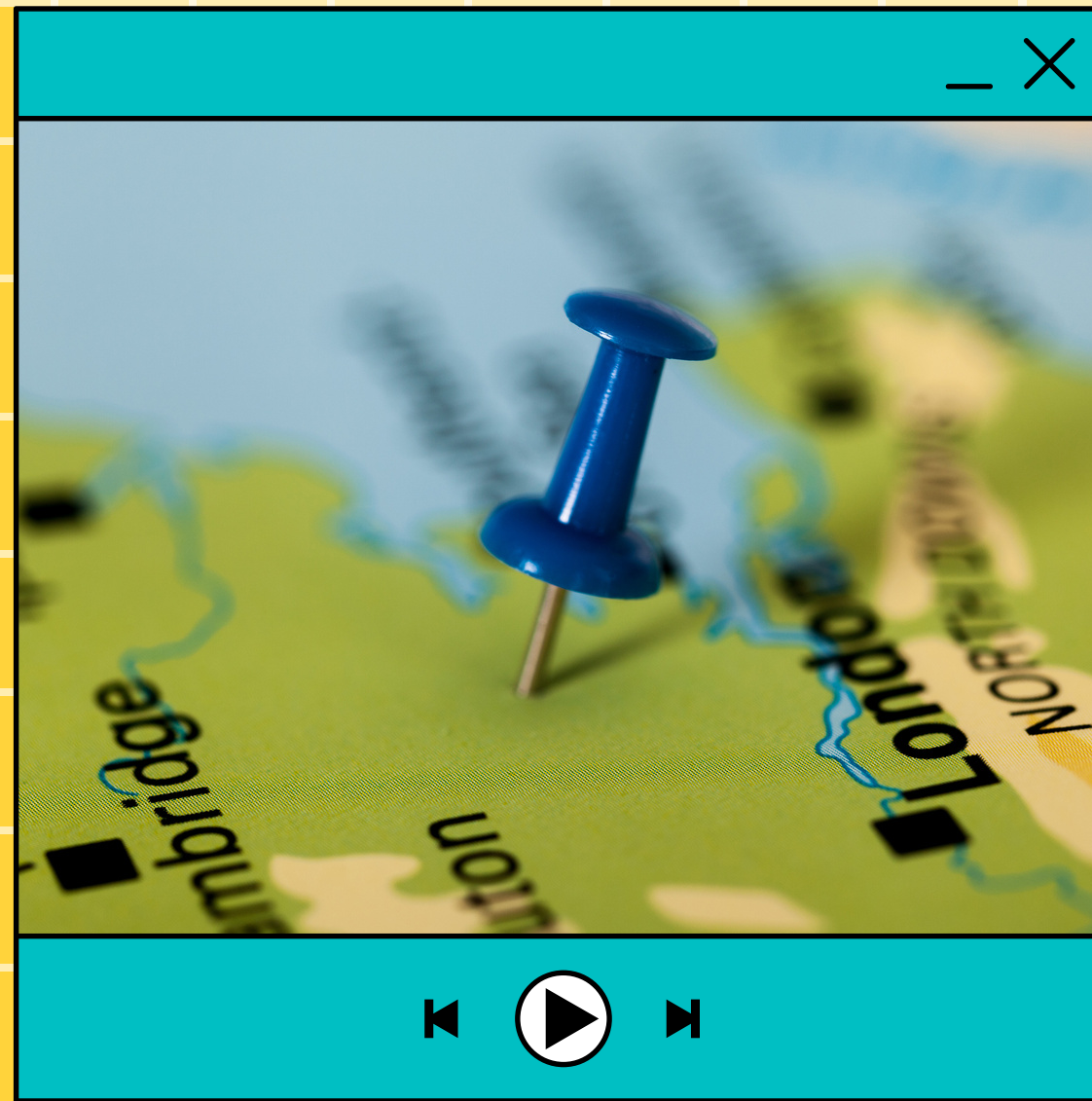


[Back to Agenda Page](#)


A good story has...



CHARACTERS




SETTING



**DEVELOPMENT
CONFLICT**




**RESOLUTION
CLOSING**



Hands on Activity!

Group Work



[Back to Agenda Page](#)

Step 1: Sharing

- Share with your classmates your favorite type of stories.
- In your opinion, what is something a good story must have?
- Where do you hear/read most of these stories? Tv? Social Media? Friends? Books?



Step 2: Brainstorming

Now, you must think about your own stories. The group has to think about the:

Characters: Who are they? What are they like? Where are they from?
How many are there?

Setting: Where does it take place? When? How?

Conflict: What's it about? What's happening? What's the problem?

Closure: How is the issue solved? How does it all end?

Write it down!

Translate

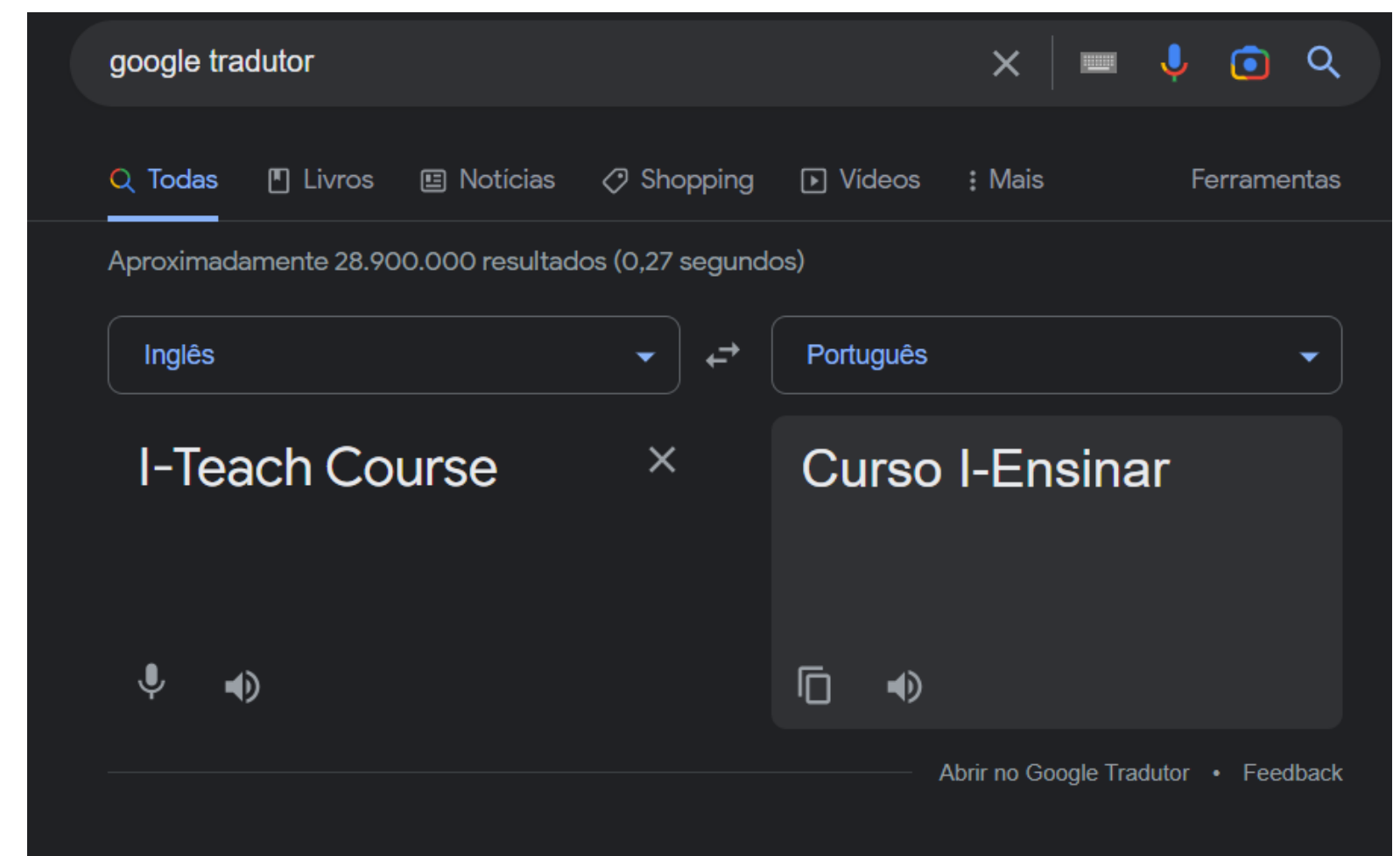
Step 3: Set up

Divide your story's lines (parts) for each person in the group. Each group participant must be one of the story's characters or the narrator if there is one.



Step 4: Practice

Practice pronouncing the lines and understanding the story.




Step 5: Record

Using the cell phone Audio Recorder create your story's podcast. Edit, add background music or sounds if you wish.



Inshot



CapCut

Step 6: Present

Play the recording for your Classmates.

Post on a webpage, Whatsapp or for the school radio.





To think

What grammatical tenses would be necessary to teach? Present? Past?
Past continuous? Story sequence words?

What would be the challenges?

Is it doable for your learners?

Where do you see the elements of Digital Culture in this lesson?

